

**FEATURES:**

- **Direct Replacement for HI-4422/FP5000**
- **Frequency Range: 10 kHz - 1 GHz**
- **Dynamic Range 2.0 to 800 V/m (Single Range)**
- **Reads/Displays Individual and Summed Axis Values**
- **A2LA Calibration Standard**
- **Suitable for Commercial Specs:**
  - EN/IEC61000-4-3 Radiated Immunity
- **Suitable for MIL Standard Specs:**
  - MIL-STD 431E Radiated Susceptibility (RS)
- **Suitable for Automotive Specs:**
  - SAE J1113/27
  - GM9120P
  - GM93100GS
  - GM9114P



*ETS-Lindgren's Model HI-6022 EMF Field Probe*

**ETS-Lindgren's HI-6022 EMF Field Probe** provides broadband EMF frequency coverage and an improved dynamic range. Designed to be single range reading, the HI-6022 can read data continuously over the entire dynamic range. Data values for each axis (X, Y, Z) can be read individually or summed.

**DESCRIPTION**

The isotropic deviation (isotropy) of the HI-6022 is near ideal at +/- 0.5 dB. This means the HI-6022 makes accurate field intensity measurements regardless of its orientation to the field of interest.

Fiber optic signal and control lines link from the Model HI-6022 to either the optional HI-6100 or FM5004 Field Monitors, or the HI-4413P Interface Module and ProbeView II software.

Both the HI-6100 and the FM5004 monitors provide manual functions and programmed control via IEEE-488 and RS-232 Serial Interfaces. Readings of up to four probes can be displayed simultaneously, and can be any combination of battery operated probes for the FM5004 or battery and laser operated with the appropriate input module for the HI-6100.

The HI-4413P with ProbeView II software allows easy connection of an RS-232 PC serial port to the fiber optic cables of most ETS-Lindgren Holaday EMF probes. This allows for quick and easy data gathering from the field sensors on a continual basis.

**FEATURES**

The HI-6022 is a direct replacement for the many HI-4422 and FP5000 probes now in the field, and is compatible with the existing hardware

and software systems operating those units.

With a frequency range of 10 kHz - 1 GHz, the HI-6022 is a broadband EMF probe that meets all radiated RF immunity test requirements which start at 10 kHz.

An improved dynamic range over the original units of up to 800 V/m is better suited for the higher field withstand requirements demanded by military and automotive test standards.

For greater flexibility and test result analysis, the HI-6022 allows for data values to be read from each individual axis or as the total isotropic field value.

The probe is supplied with its complete A2LA calibration data and calibration certificate.

**APPLICATIONS**

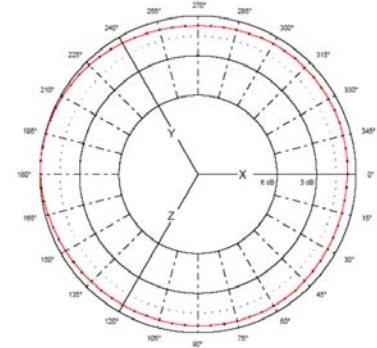
- Suitable for Commercial Specs:
  - EN/IEC61000-4-3 Radiated Immunity
- Suitable for MIL Standard Specs:
  - MIL-STD 431E Radiated Susceptibility (RS)
- Suitable for Automotive Specs:
  - SAE J1113/27
  - GM9120P
  - GM93100GS
  - GM9114P

**STANDARD CONFIGURATION**

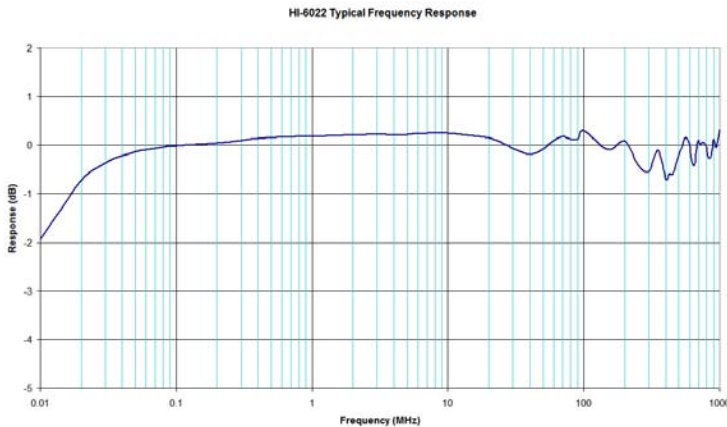
- Probe Assembly
- 10 m Fiber Optic Cable
- Carrying Case
- Battery Charger
- Owner's Manual
- A2LA Standard Calibration

**OPTIONS**

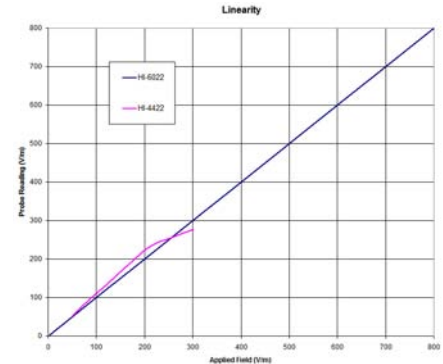
- H-491269 Probe Stand



Model HI-6022  
Typical Isotropic Response



Model HI-6022 Typical Frequency Response



Typical Linearity Comparison of Models HI-6022 and HI-4422  
HI-6022 probes are compensated for linearity during calibration

**Electrical Specifications**

MODEL #	FREQUENCY RANGE	FREQUENCY RESPONSE	DYNAMIC RANGE	RESOLUTION	ISOTROPIC DEVIATION	LINEARITY	SAMPLE RATE	OVERLOAD WITHSTAND
HI-6022	10 kHz - 1 GHz	10 kHz to 30 kHz -2.5/+0.5 dB 30 kHz - 1 GHz +/- 1 dB (typical)	2.0 to 800 V/m (Single Range)	0.01 V/m	+/- 0.5 dB	+/- 0.5 dB of Reading	> 70 Samples second max.	> 1500 V/m CW

**Physical Specifications**

PHYSICAL INTERFACE	OPERATING TEMP. RANGE	BATTERY	BATTERY LIFE	BATTERY CHARGER	DIMENSIONS	WEIGHT	MOUNTING
Duplex Optical Fiber (200 micron multimode)	10 to 40° C	Rechargeable NiMH	Up to 8 hours	100 - 240 VAC Univ. Input 2 Hour Charge from Full Depletion	32 mm x 32 mm x 32mm Housing (1.25 in. x 1.25 in. x 1.25 in.) 43 mm (1.69 in) Sensor Protection Caps	80 g	1/4" 20 UNC Internal Thread

Phone + 1.512.531.6400 • info@ets-lindgren.com • www.ets-lindgren.com  
Offices in the US, Finland, UK, France, Singapore, Japan, China, Taiwan