

Open Boundary Quad-Ridged Horn

Model 3164-08

FEATURES:

- 700 MHz - 10 GHz Frequency Range
- Excellent Gain Over Entire Range
- Low VSWR With Improved Gain
- Linear or Circular Polarization (With Hybrid)
- Compact Design
- Flexible Mounting Schemes
 - Standard Tripod Mounting Flange
 - Optional Wall Mounting Plate
- Maintains Shielding Integrity When Wall Mounted With Optional Mounting Plate



ETS-Lindgren's Model 3164-08 Quad-ridged Horn

The Model 3164-08 Open Boundary Quad-Ridged Horn “open boundary” design makes this antenna unique in both appearance and performance. Because of excellent gain and improved VSWR, the 3164-08 replaces former models 3164-04 and 3164-07.

FEATURES

Numerically modeled, the Model 3164's open boundary design is similar to two double-ridged waveguide antennas placed orthogonally to each other.

With its highest gain in the 5.8 GHz range, this antenna is ideal for WiMAX testing. Additional

applications include UWB wireless testing (3 GHz - 10 GHz) and lower frequency testing (700 MHz - 3 GHz) for GSM, PCS, Wi-Fi, etc. applications.

The 3164-08's compact design makes it ideal for use as both a tripod mounted or wall mounted antenna.

Should a wall mount be desired, an optional wall mounting plate can be ordered, and helps to maintain shielding integrity in the chamber.

Calibrated at 10 m per ANSI C63.5, the Model 3164-08 has actual Antenna Factors and a signed Certificate of Conformance included with the antenna.

STANDARD CONFIGURATION

- Antenna Including Mounting Flange
- Individually Calibrated at 3m per SAE ARP 958. Actual antenna factors gain uncertainty values and a signed Certificate of Calibration Conformance included in manual.

OPTIONS

- Wall Mounting Plate

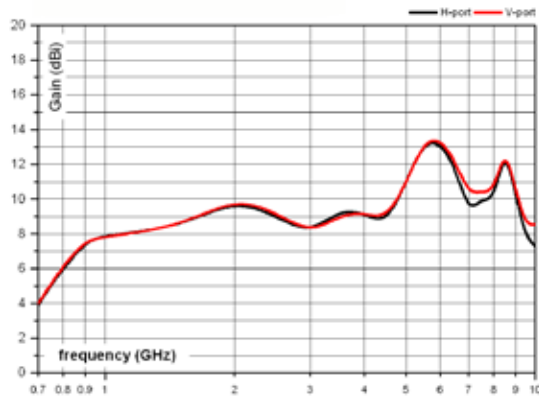
Electrical Specifications

MODEL #	FREQUENCY RANGE	CROSS-POLARIZATION ISOLATION	IMPEDENCE (NORMAL)	INPUT POWER
3164-08	700 MHz - 10 GHz	> 20 dB	50 Ω	300 W at 700 MHz 100 W at 10 GHz

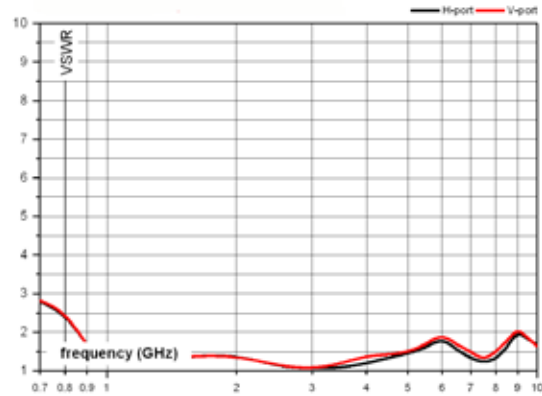
Physical Specifications

MODEL #	HEIGHT (OVERALL)	WIDTH (OVERALL)	DEPTH (OVERALL)	WEIGHT
3164-08	36.07 cm 14.20 in	36.07 cm 14.20 in	36.58 cm 14.40 in	5.1 kg 11.4 lb

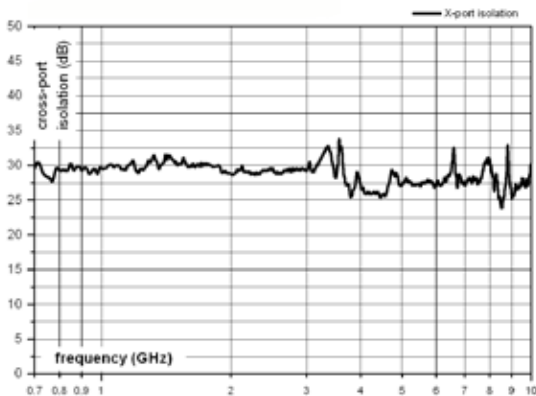
Model 3164-08 Typical Antenna Gain




Model 3164-08 Typical VSWR



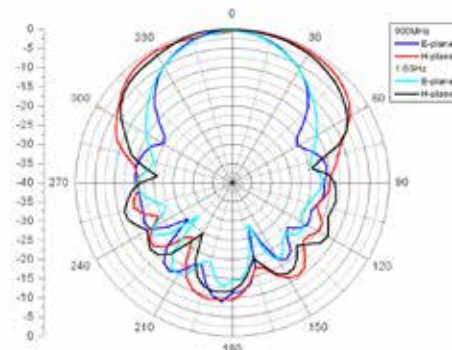
Model 3164-08 Typical Cross Port Isolation




Model 3164-08 Typical 700 MHz to 800 MHz




Model 3164-08 Typical 900 MHz to 1.0 GHz




Model 3164-08 Typical 1.5 GHz to 2.0 GHz



Model 3164-08 Typical 3.5 GHz to 4.0 GHz



Model 3164-08 Typical 7.5 GHz to 8.0 GHz



Model 3164-08 Typical 9.5 GHz to 10 GHz

