


EMC ANTENNAS DOUBLE-RIDGED WAVEGUIDE HORN



ETS-Lindgren's Model 3115 Double-ridged Waveguide Horn has been an industry standard for many years. Now this classic has been given an updated appearance while keeping its performance characteristics the same. The 3115 sweeps from 750 MHz to 18 GHz without stopping band breaks, making it ideal for automated testing. Additionally, the 3115 has the widest usable frequency range in its class.

The Model 3115 is constructed to be a rugged antenna that thrives in an environment of constant use. This antenna includes a 1/4" 20 tripod mount.

MODEL 3115

- Ultra Broadband
- 750 MHz to 18 GHz Frequency Range
- 500 W Power Input Capacity
- Optimized High Frequency Gain
- Low VSWR

Applications

- FCC-15 (RE)
- FCC-18 (RE)
- IEC/CISPR/EN (RE, RI)
- SAE J1113 (RE, RI)
- SAE J551 (RE, RI)
- MIL-STD-461E (RE, RI)
- MIL-STD-285 (TX, RX)
- NACSIM (RE)

Standard Configuration

- Antenna Assembly
- Mounting Bracket for 1/4" 20 Thread
- Individually calibrated at 1 m per SAE ARP 958 at our A2LA accredited lab. 3 m calibration per ANSI C63.5 available at an additional cost. Actual antenna factors/gain uncertainty values and a signed Certificate of Calibration Conformance included with manual.
- Manual

Options

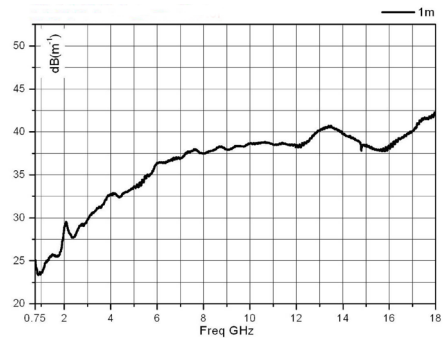
- ETS-Lindgren offers several non-metallic, non-reflective tripods. For easy horizontal and vertical polarization changes, the 7-TR tripod is recommended.

Technical Specifications

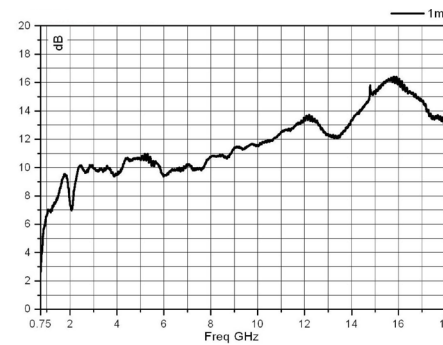
Electrical	
Frequency Range	750 MHz to 18 GHz
VSWR	5:1 Maximum, <2:1 Above 800 MHz
Maximum Continuous Power	500 W @ 800 MHz to 1 GHz
Impedance (Nominal)	50 Ω
Connectors	Type N
Physical	
Height	15.9 cm 6.2 in
Width	24.4 cm 9.6 in
Depth	27.9 cm 11.0 in
Weight	1.8 kg 4.0 lb

EMC ANTENNAS DOUBLE-RIDGED WAVEGUIDE HORN

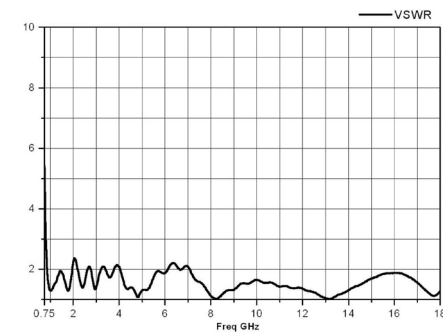
Typical Antenna Factor



Typical Gain



Typical VSWR



Typical Half Power Beamwidth

